

BILL TO:

Acct. # _____ Ph: _____
 Email: _____



SHIP TO:

Ph: _____

Shutters are custom made. This order is not subject to cancellation or change

CUSTOMER SIGNATURE _____

Window Size Order Form


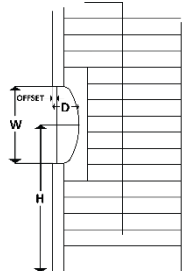
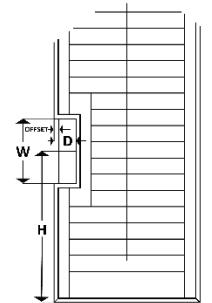
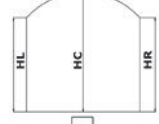
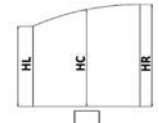
Date _____

P.O.# / SIDEMARK: _____

Tel: 800.737.4569 Fax: 323.727.6891 Email: orders@uspolymersinc.com

Qty	Room	1 Color	2 Louver Size	3 Tilt-Rod	4 Mount Type	5 Shutter Type	6 Frame Type	7 No of Sides	8 SIZE		9 No. of PANELS Folding Direction		10 Dividing Rail or Split Tilt	11 Dividing Rail(s) or Split Tilt Rod Position(s)		12 Frame Buildout 1"	13 Astragal	14 Hinge Color	15 Mount Magnets	16 Corner Group	17 T-Post from Left to Center of T-Post		18 Window Side by Side
									W - Window Size F - Frame to Frame	Width Height	Left Right	D S		1 st (Y)	2 nd (Y)						Y or N	Y or N	
		W- White BW- Bright White HRW- High Reflective Wht EXW- Extra White PRW- Pure White AW- Antique White S- Swiss Coffee O- Off White PW- Pearl VB- Vanilla Bean GV- Greek Villa AL- Alabaster EIW- Eider White AG- Agreeable Gray MRG- Morris Room Gray MG- Mindful Gray EF- Evergreen Fog FS- Folkstone P- Primed CP- Custom Paint	2 1/2" 3 1/2" 4 1/2"	Front-Tilt Back-Offset RFV- Hidden-Tilt	IN OUT	SF BF BP BT TP DH FD FC AR DB	ST FLST DS TR HS EX FD ZF FLZ EL SL ED STX NF	4W 4S 3W 3D 4A 2W CW NF 4AS	W F	Width Height	Left Right	D S	1 st (Y) 2 nd (Y)	Y or N	Y or N	W O AL AB NS BP OB SS BL			Left Right	TP1 TP2	Y or N		

SPECIAL INSTRUCTIONS

<p>T-Post - Draw Panels Line # _____ </p>	<p>Custom Frames - Specify Frames Line # _____ CW T L R B _____</p>	<p>French Door Oval Cut Out Slim line & Standard L Frame Line # _____ 1/4" Optional Offset <input type="checkbox"/> Cutout Center Height H= _____ Cutout Size W <input type="checkbox"/> 10" <input type="checkbox"/> 12" <input type="checkbox"/> 14" </p>	<p>French Door Rectangle Cut Out Standard L Frame Only Line # _____ 1/4" Optional Offset <input type="checkbox"/> Cutout Center Height H= _____ Cutout Size W <input type="checkbox"/> 10" <input type="checkbox"/> 14" </p>	<p>Arch Top - Window Size Note: HL - Left Height : HR - Right Height : HC - Center Height  Arch Line # _____ HL HC HR (Opening Height)  Arch Line # _____ HL HC HR (Opening Height)</p>
<p>Special Instructions:</p>		<p>Note: Standard L Frame will have built in 7/8" back plate offset. Cutout Depth D = 4 1/2"</p>		

1. Colors	W - White BW - Bright White EXW - Extra White AW - Antique White CP - Custom Paint	S -Swiss PW - Pearl AG - Agreeable Gray HRW - High Reflective White O - Off White	PR - Primed AL - Alabaster MG - Mindful Gray EIW - Eider White GV - Greek Villa	VB - Vanilla Bean MRG - Morris Room Gray
2. Louver Size	2 ½" or 3 ½" or 4 ½"			
3. Tilt Rod	F - Tilt Rod In Front	B - Tilt in Back-- (Offset)	RFV - Rear Full View --Hidden Tilt	
4. Mount Type	IN - Inside Mount			
5. Shutter Type	SF - Standard Folding BF - Bi Fold Slider BP - Bypass Slider TP - T-Post	DH - Double Hung FD - French Door AR - Arch Top Shutter (draw diagram)	FC - French Door Cutout (Refer to manual for more details)	DB - Double Bypass for 2 ½" and 3 ½" louvers only
6. Frame Type	Outside Mount: ST - Standard L Frame FLST - Flat Standard L Frame DF - Designer Frame HS - Hanging Strip EX - Extended Frame STX - Standard Extended Frame SL - Slimline Frame	Inside Mount: ZF - Z Frame FLZ - Flat Z Frame DZ - Deco Z Frame EL - Elegance Z Frame ST - Standard L Frame HS - Hanging Strip NF - No Frame (Net Panels)	French Door: SL - Slimline Frame ST - Standard Frame FLST - Flat Standard Frame STX - Standard Extended	Sliders: EX - Extended Frame ED - Extended Frame with Deco Valance
7. No of Frame Sides	4W 4-Sided Frame for window (<i>outside or inside mounts</i>) 4S 4-Sided Frame for Sill (<i>Sill Plate or sill frame on bottom</i>) 3W 3-Sided Frame for windows (used for windows with crank on bottom or with Sill) 3D 3-Sided Frame for doors 4A 4-Sided Flat Top for arch 2W 2-Sided Frame (For café style shutters) CW Custom Frame configuration in any L & Z frames. Use with arches. Draw in Special Instructions section. NF No Frame, Panels only (Use Frame Size measurement option) 4AS 4-Sided Frame for Sill (Top & Bottom Sil Plate)			
8. Size	Provide width and height and indicate whether they are Window opening size or Frame to Frame size. Wider Openings use T-Posts. Ensure mounting clearances around window or inside window jamb for proper installation of frame.			
9. Panel Configuration	Note # of panels folding Left (L) and Right (R) based on the opening width and folding direction desired. Maximum Panel Widths:			
	Single Panel L or R 36" + Frame	2 Panels LR 72" + Frame	Bi-Fold LL or RR 52" + Frame	4 Panels LLRR 104" + Frame
10. Divider Rail or Split Tilt Rod	Indicate if Placement number(s) in column 10 are for (D) Divider Rail or for (S) Split Tilt Rod.			
11. Divider Rail(s) or Split Tilt Rod Position(s)	Shutters over 84" tall must have 1 divider rail. Shutters over 108" must have 2. Rails will be placed as close as possible to indicated height (from bottom of window to midpoint of rail). If no height is indicated, rail(s) will be located to evenly divide the panel. Split point will be placed as close as possible to indicated height (from bottom of shutter to mid-point of louver). If no height is indicated, split point will be located to evenly divide the panel.			

12. Frame Spacer	Used to project shutters 1" forward when louvers need clearance to operate. i.e. mounting beyond molding, to clear door handles or mounting a standard shutter on sliding door.		
13. Astragal	Special Stiles with Astragal where panels meet.		
14. Hinge Color	Color (1)	Default Hinge Color (14)	Custom Hinge Color (14)
	W - White BW - Bright White HRW - High Reflective White EXW - Extra White PRW - Pure White AW - Antique White S - Swiss Coffee O - Off White PW - Pearl VB - Vanilla Bean GV - Greek Villa PW - Pearl EIW - Eider White AG - Agreeable Gray MG - Mindful Gray MRG - Morris Room Gray EF - Evergreen Fog FS - Folkstone	W - White O - Off White AL - Almond NS - Nickel Satin AB - Antique Brass OB - Oil Rubbed Bronze	BL - Black BP - Brass Plated SS - Stainless Steel
15. Mount Magnets	Standard Magnets are pre-mounted onto shutters if marked (Y) Yes in this box.		
16. Corner Group	For Corner windows, a pair of shutters can be marked as Corner Group Left and Right. Order as window size and the factory will make all the deductions and frame configurations needed.		
17. T-POST Location	Distance from left point of given size to center of T-Post1 & T-Post2. Draw folding direction of T-Post panels below. Window Size - From Left of window to Center of T-Post. Frame Size - From Left Frame to Center of T-Post.		
18. Window Side by Side	To ensure rails are the same size, make sure heights are the same for all next to each other shutters.		

Miramonte Painted Pricing (All pricing is based on outside of frame to outside of frame size)

I. Ordering By Shutter Frame to Shutter Frame Size:		Width	x Height	/144	x \$/sqft	
Give outside of frame to outside of frame size		Width	x Height	/144	x \$/sqft	
No Frame, Panels only						
II. Ordering By Window Size:						
Outside Mount Frames -	Standard L Frame, Flat Standard Frame	4 Sided	Width + 3"	x Height + 3"	/144 x \$/sqft	
	Hang Strip (strip next to panel)	3 Sided	Width + 3"	x Height + 1.5"	/144 x \$/sqft	
	Designer Frame	4 Sided	Width + 4.5"	x Height + 4.5"	/144 x \$/sqft	
		3 Sided	Width + 4.5"	x Height + 2.5"	/144 x \$/sqft	
	Extended Frame	4 Sided	Width + 4"	x Height + 4"	/144 x \$/sqft	
		3 Sided	Width + 4"	x Height + 2"	/144 x \$/sqft	
	Slimline Frame (<i>French Door Only</i>)	4 Sided	Width + 2.5"	x Height + 2.5"	/144 x \$/sqft	
	Inside Mount Frames -	Z Frame	4 Sided	Width + 2"	x Height + 2"	/144 x \$/sqft
			3 Sided	Width + 2"	x Height + 1"	/144 x \$/sqft
		Deco Z Frame and Flat Z	4 Sided	Width + 3"	x Height + 3"	/144 x \$/sqft
			3 Sided	Width + 3"	x Height + 1.5"	/144 x \$/sqft
		Elegance Z Frame	4 Sided	Width + 4"	x Height + 4"	/144 x \$/sqft
3 Sided			Width + 4"	x Height + 2"	/144 x \$/sqft	
Standard Frame, Flat Standard Frame		4,3,2 Sided	Width	x Height	/144 x \$/sqft	
		4,3,2 Sided	Width	x Height	/144 x \$/sqft	
Hanging Strip (<i>Strip behind panel on wrap around hinge</i>)	4,3,2 Sided	Width	x Height	/144 x \$/sqft		