
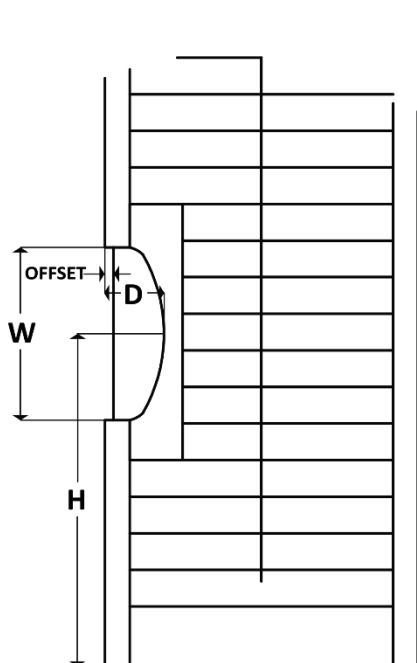


<b>BILL TO:</b> Ph: Email:			<b>SHIP TO:</b> Ph:
NOTICE French Door are designed to complement wood and poly clad shutters with coordinated frames. They will match closely in look and color but, due to differences in material, a "perfect" match is unlikely. French Door are custom made and not subject to cancellation.	CUSTOMER SIGNATURE	<b>FRENCH DOOR          CUTOUT WORKSHEET</b> Tel: 800.737.4569 Fax: 323.727.6891 Email: orders@uspolymersinc.com	Date: P.O.# / SIDEMARK:



### Oval Cutout

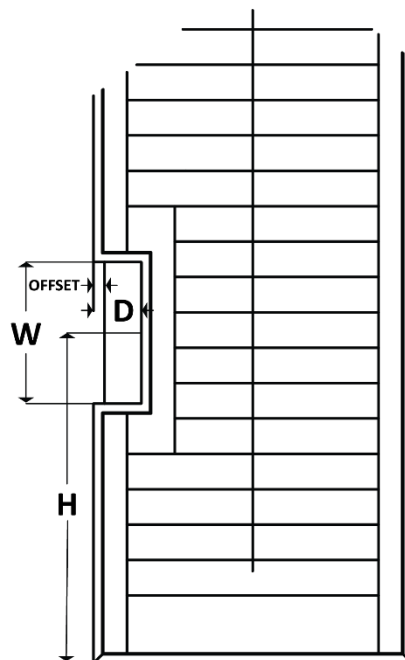
Slimline & Standard L Frames

Cutout Depth **D** = 4  $\frac{7}{8}$ "

Cutout Size **W** 10" ☐ 12" ☐ 14" ☐

Cutout Center Height **H** = \_\_\_\_\_

$\frac{3}{4}$ " Optional Offset ☐



### Rectangle Cutout

Standard L Frames Only

Cutout Depth **D** = 4  $\frac{7}{8}$ "

Cutout Size **W** 10" ☐ 14" ☐

Cutout Center Height **H** = \_\_\_\_\_

$\frac{3}{4}$ " Optional Offset ☐

In the case of a French door, measure the frame size. This must include a 1  $\frac{1}{2}$ " or 1  $\frac{3}{4}$ " flat area around window to mount the Slimline Frame or Standard Frame, respectively. Make sure there is room between the door handle and glass to mount the frame. French Door Cut Outs are available in ShutterSMART, Miramonte and Miramonte Premier. For French doors with a molding around the glass, you can either measure to mount on the molding or to do a build out around the molding using a Frame spacer. **NOTE:** Order all French doors within view of each other the same height.

### Frame Options

